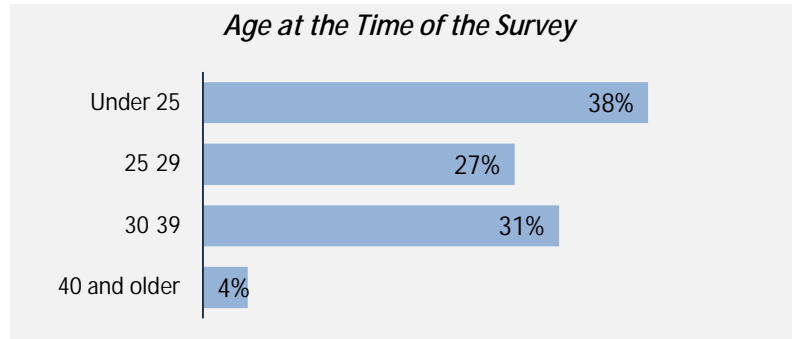
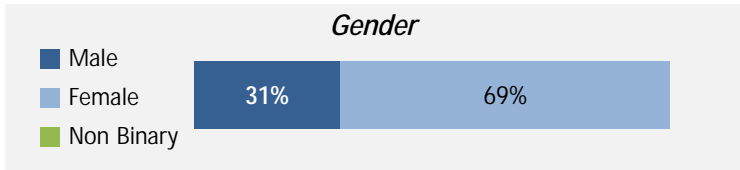


Applied filters:

🗑️ 🏠 📄 📊

Cohort 83  
 Respondents 52  
 Response Rate 63%

**Demographics**

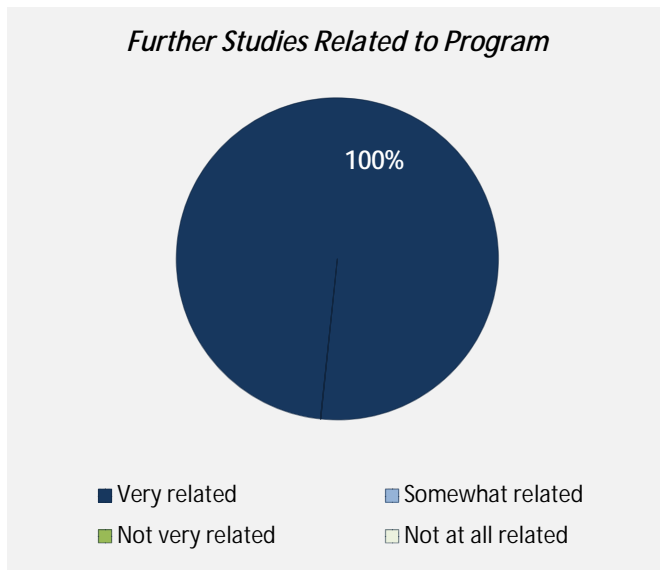


**Aboriginal Identity**  
 0%

**Median Age**  
 27

**Further Education**

2%  
 n=1



Of those who took further studies at a different institution:  
 100%  
 n=1

0%

0%

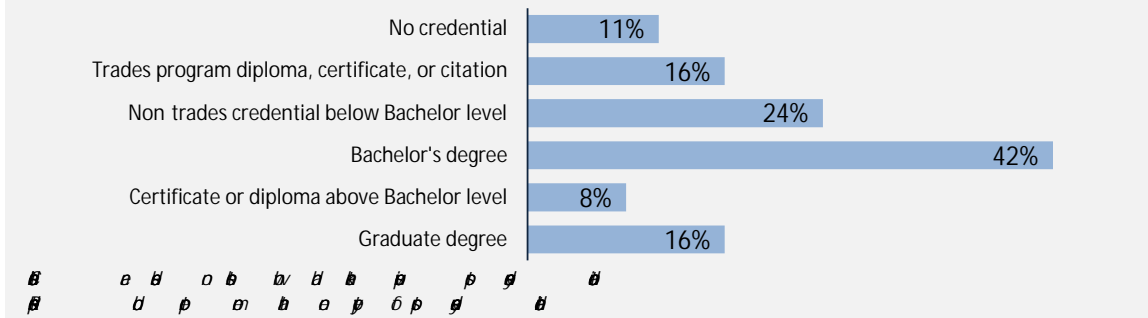
2%

0%  
 very satisfied satisfied

**Past Education**

**75%** of respondents had taken previous post secondary education n = 38

Respondents were asked if they took ABE or ESL courses during or prior to their studies



**Adult Basic Education**  
 0%

**English as a Second Language**  
 14%


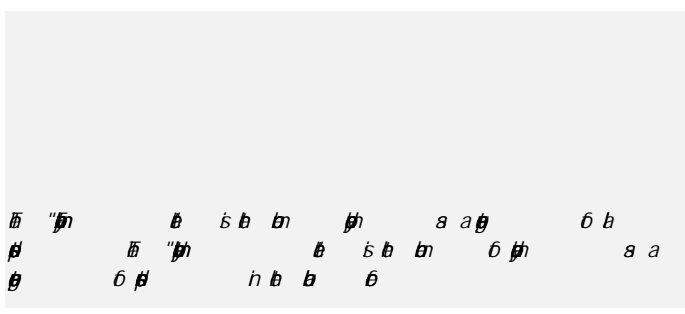
Applied filters:

⌵ ⌵ ⌵ ⌵

Cohort	83
Respondents	52
Response Rate	63%

**Of those employed:**

n = 43





*Weekly Hours Worked  
(median, main job)*

**40**

*Hourly Wage  
(median, main job)*

**\$20**

*Hourly Wage Group (main job)*



**Table Header**

	# Employed	% of those employed
<b>Total employed</b>	<b>43</b>	

