

*Rate*

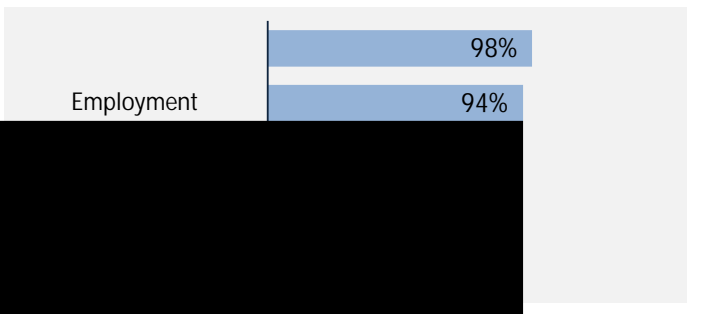
30

**Summary of Survey Results: 2019 to 2023**


Applied filters:

Cohort	399
Respondents	237
Response Rate	59%


**Employment Outcomes**



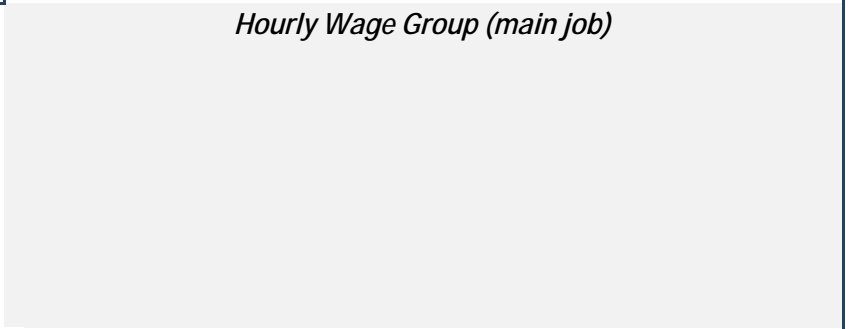
Of those employed: n = 222



Wage  
(main job)  
28



Hourly Wage Group (main job)



Time Spent Looking for Employment

	# Employed	% of those employed
Associates	204	92%
	5	2%
	3	1%
	1	0%
	1	0%
nurses	1	0%
technicians	1	0%
	1	0%
	1	0%
	1	0%
Total employed	222	

## Summary of Survey Results: 2019 to 2023

Applied filters:

Cohort	399
Respondents	237
Response Rate	59%

### Skill Development and Post-Secondary Experience

94%

very satisfied    satisfied

*Skill Development*

*Not applicable*

Not applicable.

*Satisfaction with Post Secondary Experience*

*Not applicable*

Not applicable.